

TECHNICAL MANUAL

ORGANIZATIONAL, DIRECT SUPPORT, AND
GENERAL SUPPORT MAINTENANCE
REPAIR PARTS AND SPECIAL TOOLS LISTS
(INCLUDING DEPOT MAINTENANCE
REPAIR PARTS AND SPECIAL TOOLS)

FOR

GENERATOR, PULSE SG-366A/U
(NSN 6625-00-168-0471)

TECHNICAL MANUAL

No. 11-6625-435-24P-1

HEADQUARTERS
DEPARTMENT OF THE ARMY
WASHINGTON, DC, 30 September 1976

**ORGANIZATIONAL, DIRECT SUPPORT, AND GENERAL SUPPORT MAINTENANCE
REPAIR PARTS AND SPECIAL TOOLS LISTS
(INCLUDING DEPOT MAINTENANCE REPAIR PARTS AND SPECIAL TOOLS)
FOR**

**GENERATOR, PULSE SG-366A/U
(NSN 6625-00-168-0471)**

Current as of July 1976

REPORTING OF ERRORS

You can improve this manual by recommending improvements using DA Form 2028-2 (Test) located in the back of the manual. Simply tear out the self-addressed form, fill it out as shown on the sample, fold it where shown, and drop it in the mail.

If there are no blank DA Form 2028-2 (Test) in the back of your manual, use the standard DA Form 2028 (Recommended Changes to Publications and Blank Forms) and forward to the Commander, US Army Electronics Command, ATTN: DRSEL-MA-Q, Fort Monmouth, New Jersey 07703.

In either case, a reply will be furnished direct to you.

TABLE OF CONTENTS

	Page	Illus Figure
SECTION I. Introduction	1	
SECTION II. Repair parts list	5	
Group 00 Generator, Pulse SG366A/U	5	
Pulse Generator SG366A/U	5	1
Pulse Generator SG366A/U, top and bottom	9	2
Pulse generator assembly	13	3
Pulse generator assembly, bottom view	15	4
Rf oscillator switch assembly	17	5
Printed circuit board C8039-2	19	6
SECTION III. Special tools list (nonapplicable)		
SECTION IV. National stock number and part number index	20	

SECTION I INTRODUCTION

1. Scope

This manual lists repair parts required for performance of organizational and general support maintenance of the SG-366A/U.

2. General

This Repair Parts and Special Tools List is divided into the following sections:

a. Section II. Repair Parts List. A list of repair parts authorized for use in the performance of maintenance. The list also includes parts which must be removed for replacement of the authorized parts. Parts lists are composed of functional groups in ascending numerical sequence, with the parts in each group listed in figure and item number sequence.

b. Section III. Special Tools List. Not applicable.

c. Section IV. National Stock Number and Part Number Index. A list, in ascending numerical sequence, of all National stock numbers appearing in the listings, followed by a list, in alphanumeric sequence, of all part numbers appearing in the listings. National stock number and part numbers are cross-referenced to each illustration figure and item number appearance.

3. Explanation of Columns

The following provides an explanation of columns found in the tabular listings:

a. Illustration. This column is divided as follows:

(1) *Figure number.* Indicates the figure number of the illustration in which the item is shown.

(2) *Item number.* The number used to identify each item called out in the illustration.

b. Source, Maintenance, and Recoverability Codes (SMR).

(1) *Source code.* Source codes are assigned to support items to indicate the manner of acquiring support items for maintenance, repair, or overhaul of end items. Source codes are entered in the first and second positions of the Uniform SMR Code format as follows:

<i>Code</i>	<i>Definition</i>
PA	Item procured and stocked for anticipated or known usage.
XD	A support item that is not stocked. When

required, item will be procured through normal supply channels.

NOTE

Cannibalization or salvage may be used as a source of supply for any items source coded above except those coded XA,-XD, and aircraft support items as restricted by AR 700-42.

(2) *Maintenance code.* Maintenance codes are assigned to indicate the levels of maintenance authorized to USE and REPAIR support items. The maintenance codes are entered in the third and fourth positions of the Uniform SMR code format as follows:

(a) The maintenance code entered in the third position will indicate the lowest maintenance level authorized to remove, replace, and use the support item. The maintenance code entered in the third position will indicate one of the following levels of maintenance:

<i>Code</i>	<i>Application/Explanation</i>
O	Support item is removed, replaced, used at the organizational level.
H	Support item is removed, replaced, used at the general support level.

(b) The maintenance code entered in the fourth position indicates whether the item is to be repaired and identifies the lowest maintenance level with the capability to perform complete repair (i.e., all authorized maintenance functions). This position will contain one of the following maintenance codes:

<i>Code</i>	<i>Application/Explanation</i>
Z	Nonreparable. No repair is authorized.
H	The lowest maintenance level capable of complete repair of the support item is the general support level.

(3) *Recoverability code.* Recoverability codes are assigned to support items to indicate the disposition action on unserviceable items. The recoverability code is entered in the fifth position of the Uniform SMR code format as follows:

<i>Recoverability codes</i>	<i>Definition</i>
Z	Nonreparable item. When unserviceable, condemn and dispose at the level indicated in position 3.
D	Reparable item. When beyond lower level repair capability, return to depot. Con-

demnation and disposal not authorized below depot level.

c. National Stock Number. Indicates the National stock number assigned to the item and will be used for requisitioning purposes.

d. Part Number. Indicates the primary number used by the manufacturer (individual, company, firm, corporation, or Government activity), which controls the design and characteristics of the item by means of its engineering drawings, specifications standards, and inspection requirements, to identify an item or range of items.

NOTE

When a stock-numbered item is requisitioned, the repair part received may have a different part number than the part being replaced.

e. Federal Supply Code for Manufacturer (FSCM). The FSCM is a 5-digit numeric code listed in SB 708-42 which is used to identify the manufacturer, distributor, or Government agency, etc.

f. Description. Indicates the Federal item name and, if required, a minimum description to identify the item.

g. Unit of Measure (U/M). Indicates the standard of the basic quantity of the listed item as used in performing the actual maintenance function. This measure is expressed by a two-character alphabetical abbreviation (e.g., ea, in, pr, etc.). When the unit of measure differs from the unit of issue, the lowest unit of issue that will satisfy the required units of measure will be requisitioned.

h. Quantity Incorporated in Unit. Indicates the quantity of the item used in the breakout shown on the illustration figure, which is prepared for a functional group, subfunctional group, or an assembly.

4. Special Information

The following publications pertain to the SG-366A/U and its components:

TM 11-6625-435-12-1, Generator, Pulse SG-366A/U

TM 11-6625-435-45-1, Pulse Generator SG-366A/U

5. How to locate Repair Parts

a. When National stock number or part number is unknown.

(1) *First.* Using the table of contents, determine the functional group within which the repair part belongs. This is necessary since illustrations are prepared for functional groups and listings are divided into the same groups.

(2) *Second.* Find the illustration covering the functional group to which the repair part belongs.

(3) *Third.* Identify the repair part on the illustration and note the illustration figure and item number of the repair part.

(4) *Fourth.* Using the Repair Parts Listing, find the figure and item number noted on the illustration.

b. When National stock number or part number is known.

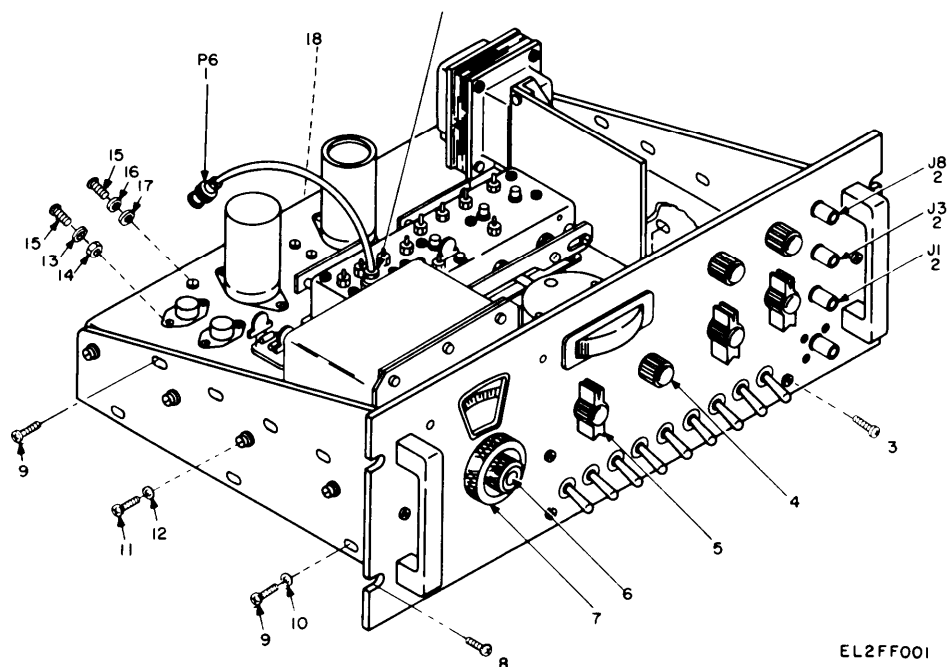
(1) *First.* Using the Index of National Stock Numbers and Part Numbers, find the pertinent National stock number or part number. This index is in ascending NSN sequence followed by a list of part numbers in ascending alphanumeric sequence, cross-referenced to the illustration figure number and item number.

(2) *Second.* After finding the figure and item number, locate the figure and item number in the repair parts list.

6. Abbreviations

Not applicable.

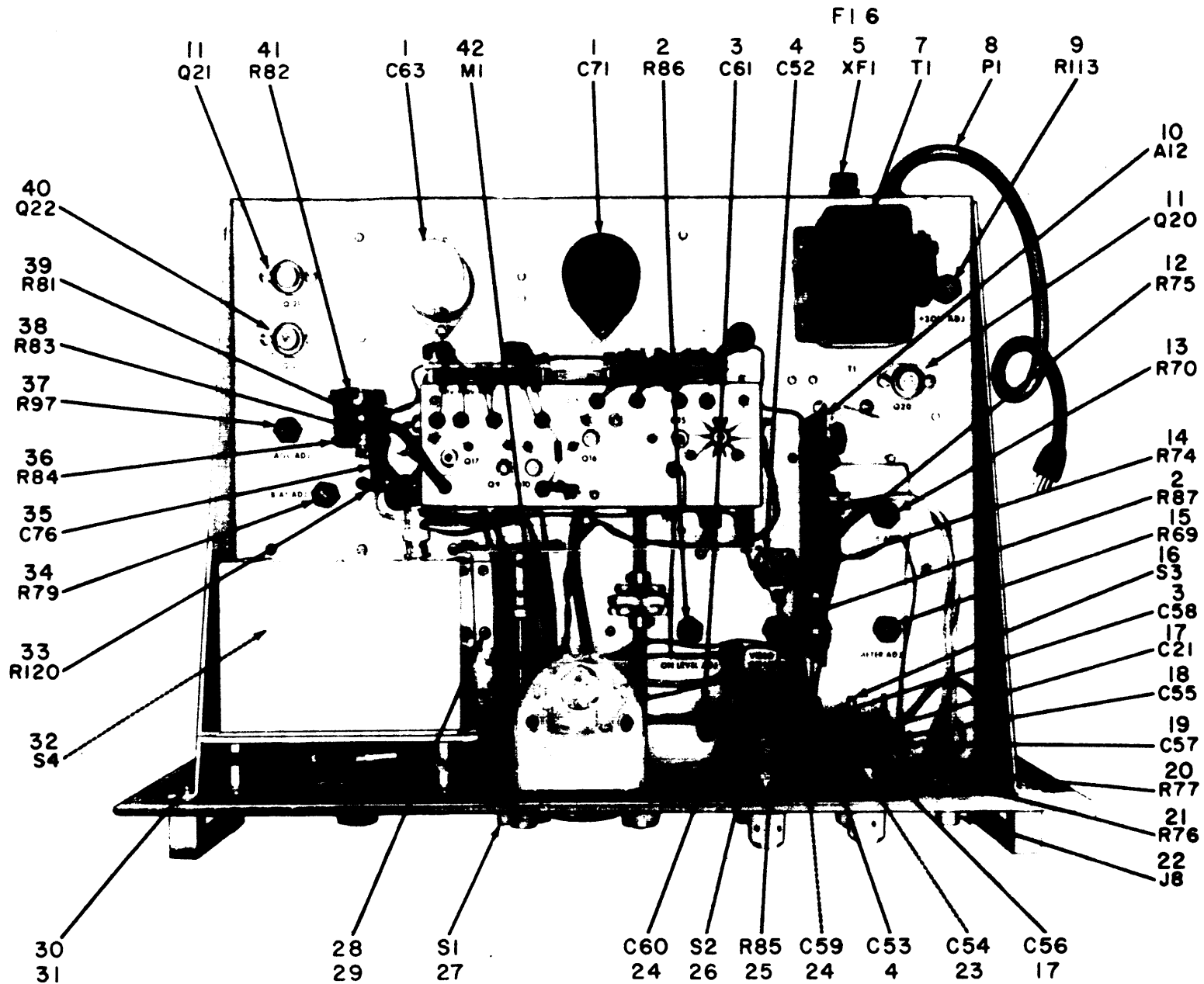
(Next printed page is 4)



EL2FF001

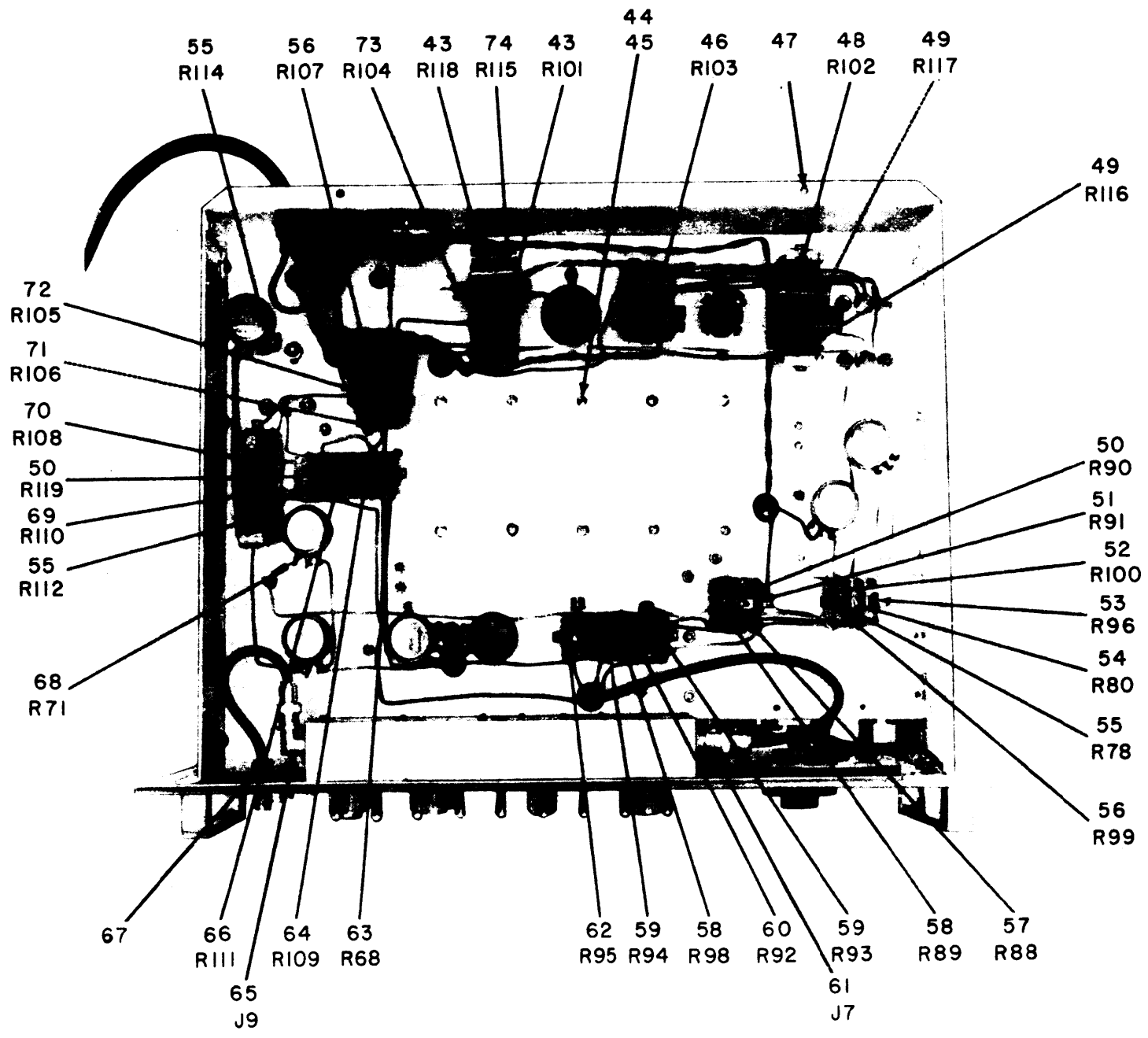
Figure 1. Pulse Generator SG-366A/U.

SECTION II. REPAIR PARTS LIST				TM11-6625-435-24P-1			
(1)	(2)	(3)	(4)	(5)	(6)	(7)	(8)
ILLUSTRATION	SMR	NATIONAL	PART	FSCM	DESCRIPTION	UNIT	QTY
(A)	(B)	CODE	STOCK	NUMBER		OF	INC
FIG	ITEM		NUMBER			MEAS	IN
NO.	NO.					USABLE ON	UNIT
						CODE	
GROUP 00: GENERATOR, PULSE SG-366A/U							
1	1	PAHZZ	5935-00-835-0508	UG88/U	80058	CONNECTOR, PLUG	EA 2
1	2	PAHZZ	5935-00-835-0510	M39012/21-0001	81349	CONNECTOR, R	EA 3
1	3	PAHZZ	5305-00-889-3002	MS35206-242	96906	SCREW, CROSS RECESSED	EA 4
1	4	XDOZZ		9872	80138	KNOB, ROUND	EA 3
1	5	XDOZZ		9875	80138	KNOB, BAR	EA 3
1	6	PAOZZ	5355-00-899-3377	2962	80138	KNOB	EA 1
1	7	PAOZZ	5355-00-732-2319	2961	80138	KNOB	EA 1
1	8	PAHZZ	5305-00-989-7434	MS35207-263	96906	SCREW, CROSS RECESSED	EA 4
1	9	PAHZZ	5305-00-983-6730	MS35206-218	96906	SCREW, CROSS RECESSED	EA 17
1	10	PAHZZ	5310-00-819-4595	MS35333-36	96906	WASHER, LOCK	EA 9
1	11	PAHZZ	5305-00-984-4988	MS35206-228	96906	SCREW, CROSS RECESSED	EA 18
1	12	PAHZZ	5310-00-576-5752	MS35333-39	96906	WASHER, LOCK	EA 8
1	13	PAHZZ	5310-00-983-8483	MS27183-5	96906	WASHER, FLAT	EA 6
1	14	PAHZZ	5310-00-934-9763	MS35649-265	96906	NUT, FLAIN	EA 6
1	15	PAHZZ	5305-00-988-1167	MS35206-204	96906	SCREW, CROSS RECESSED	EA 18
1	16	PAHZZ	5310-00-579-5554	MS35333-35	96906	WASHER, LOCK	EA 14
1	17	PAHZZ	5310-00-087-0057	MS27183-2	96906	WASHER, FLAT	EA 5
1	18	PAHZZ	5305-00-433-3711	MS51861-35C	96906	SCREW, SELF TAPPING	EA 4



EL2FF002

Figure 2 ©. Pulse Generator SG-366A/U, top and bottom (Sheet 1 of 3).



EL2FF003

Figure 2 @. Pulse Generator SG-366A/U, top and bottom
(Sheet 2 of 3).

TM 11-6625-435-24P-1

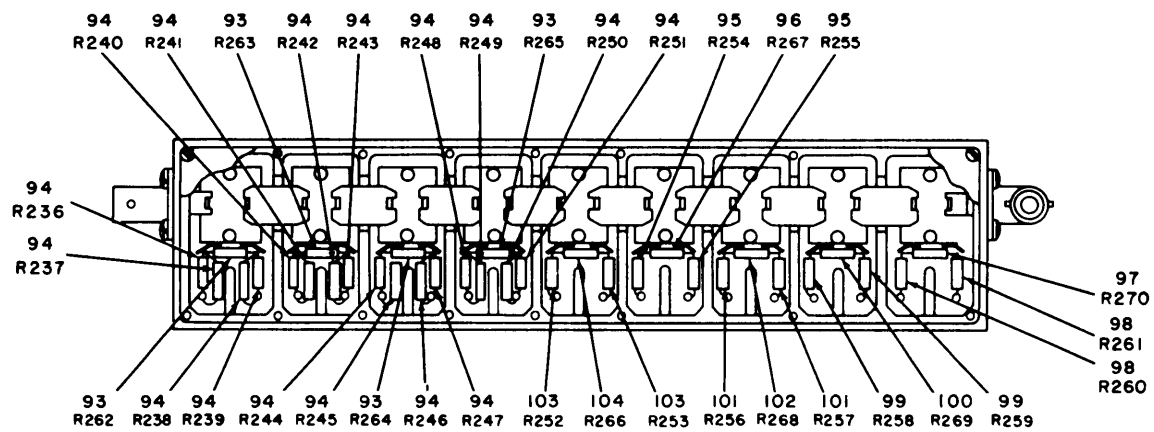
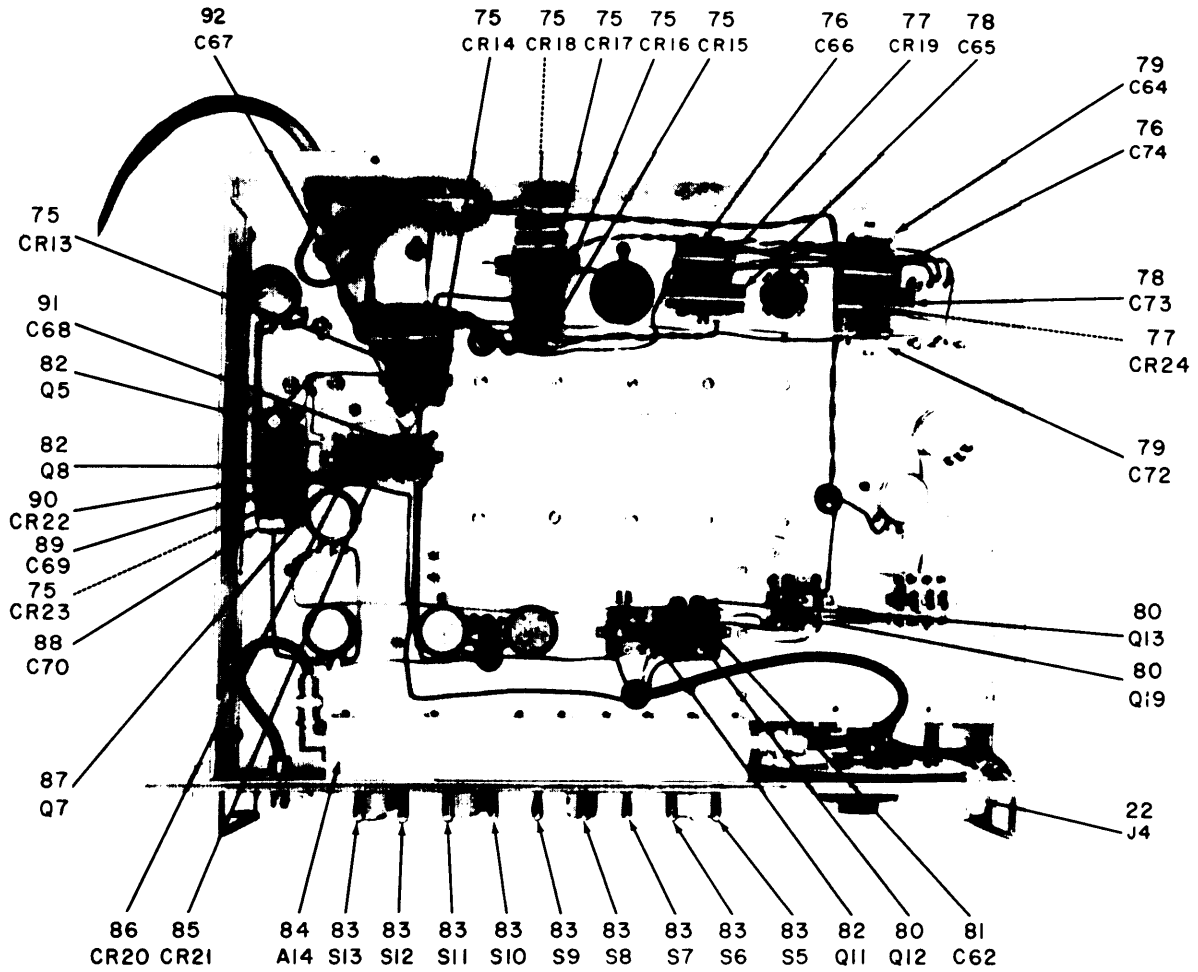
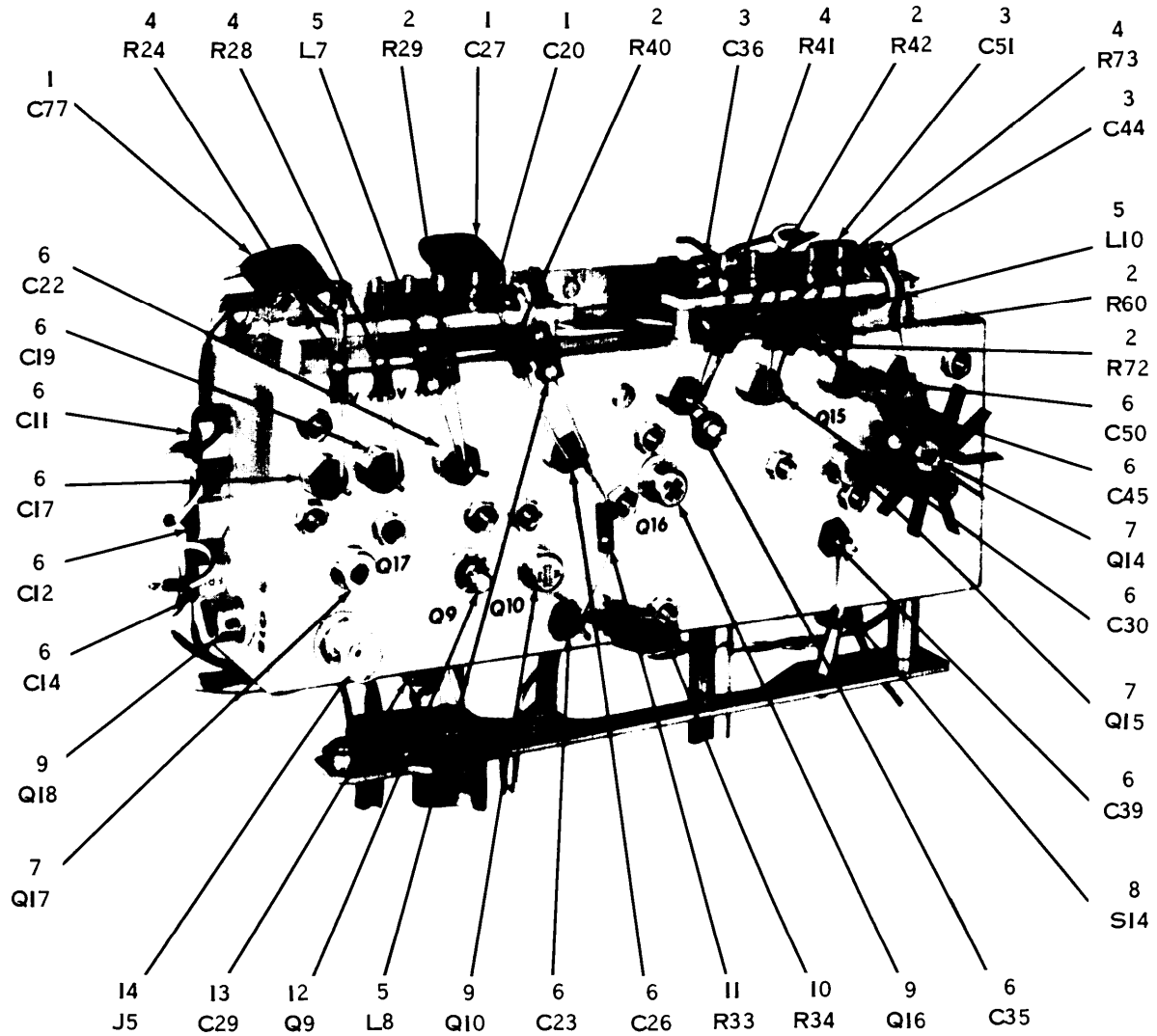


Figure 2 © . Pulse Generator SG-366A/U, top and bottom
(Sheet 3 of 3).

SECTION II. REPAIR PARTS LIST (CONTINUED)						TM11-6625-435-24P-1		
(1)	(2)	(3)	(4)	(5)	(6)	(7)	(8)	
ILLUSTRATION	SMR	NATIONAL	PART	FSCM	DESCRIPTION	UNIT	QTY	
(A)	(B)	STOCK	NUMBER			OF	INC	
FIG	ITEM	NUMBER				MEAS	IN	
NO.	NO.					USABLE ON	UNIT	
						CODE		
2	1	PAHZZ	5910-00-866-2566	TVL-1338	56289	CAPACITOR, FIXED, ELECTROLYTIC 1000 UF 50V	EA	2
2	2	PAHZZ	5905-00-581-1860	RV4NAYS500A	81349	RESISTOR, VARIABLE, 50 Ω 2W	EA	2
2	3	PAHZZ	5910-00-995-7347	1DP2-104	91674	CAPACITOR, FIXED, PAPER .1 UF 100V	EA	2
2	4	PAHZZ	5910-00-138-7619	6358-7	80138	CAPACITOR, VARIABLE 7-45 UUF 500V	EA	2
2	5	PAHZZ	5920-00-875-4100	FHN26G2	71400	FUSEHOLDER	EA	1
2	6	PAOZZ	5920-00-681-0918	313003	75915	FUSE, 3 AMP SB	EA	1
2	7	PAHZZ	5950-00-101-5435	8336	80138	TRANSFORMER, POWER	EA	1
2	8	PAHZZ	5935-00-033-3711	BG562	70093	ELECTRICAL CABLE POWER	EA	1
2	9	PAHZZ	5905-00-552-5478	RV4NAYS102A	81349	RESISTOR, VARIABLE 1K 2W	EA	1
2	10	XDHZZ		C8039-2	80138	PRINTED CIRCUIT BOARD	EA	1
2	11	PAHZZ	5961-00-082-1617	2N1701	02735	TRANSISTOR	EA	2
2	12	PAHZZ	5905-00-111-4742	RCR20G391JS	81349	RESISTOR, FIXED, COMPOSITION	EA	1
2	13	PAHZZ	5905-00-539-4900	RV4NAYS503A	81349	RESISTOR, VARIABLE 50K 2W	EA	1
2	14	PAHZZ	5905-00-935-8545	RCR20G183JS	81349	RESISTOR, FIXED, COMPOSITION	EA	1
2	15	PAHZZ	5905-00-173-8768	JA2N048S202UA	01121	RESISTOR, VARIABLE 2K 2W	EA	1
2	16	PAHZZ	5930-00-058-9491	8311	80136	SWITCH, ROTARY	EA	1
2	17	PAHZZ	5910-00-978-2438	6DP1-102	72136	CAPACITOR, FIXED, PAPER .001 UF 600V	EA	2
2	18	PAHZZ	5910-00-950-3832	1DP1-103J	72136	CAPACITOR, FIXED, PAPER .01 UF 100V	EA	1
2	19	PAHZZ	5910-00-801-9716	DM15-201F	72136	CAPACITOR, FIXED, MICA 200 UUF 500V	EA	1
2	20	XDHZZ		JA2N048S153UE	01121	RESISTOR, VARIABLE 15K 2W	EA	1
2	21	PAHZZ	5905-00-116-8566	RCR20G680JS	81349	RESISTOR, FIXED, COMPOSITION	EA	1
2	22	PAHZZ	5935-00-835-0510	M39012/21-0001	81349	CONNECTOR, R	EA	1
2	23	PAHZZ	5910-00-179-5744	DM15-680G	72136	CAPACITOR, FIXED, MICA 68 UUF 500V	EA	1
2	24	PAHZZ	5910-00-821-4037	KR82J35KS	05397	CAPACITOR, FIXED, ELECTROLYTIC .82 UF 35V	EA	2
2	25	PAHZZ	5905-00-539-1559	RV4NAYS253A	81349	RESISTOR, VARIABLE 25K 2W DUAL	EA	1
2	26	PAHZZ	5930-00-058-9489	8310	80138	SWITCH, ROTARY	EA	1
2	27	PAHZZ	5930-00-033-3710	9772	80138	SWITCH, ROTARY	EA	1
2	28	PAHZZ	5305-00-889-3116	MS35206-213	96906	SCREW, CROSS RECESSED	EA	17
2	29	PAHZZ	5310-00-939-1061	MS35333-104	96906	WASHER, LOCK	EA	17
2	30	PAHZZ	5305-00-989-6265	MS35207-262	96906	SCREW, CROSS RECESSED	EA	4
2	31	PAHZZ	5310-00-576-5752	MS35333-39	96906	WASHER, LOCK	EA	4
2	32	PAHZZ	6625-00-054-4578	8309	80138	SWITCH, ROTARY TURRET	EA	1
2	33	PAHZZ	5905-00-111-4852	RCR20G2R7JS	81349	RESISTOR, FIXED, COMPOSITION	EA	1
2	34	PAHZZ	5905-00-556-3350	RV4NAYS103A	81349	RESISTOR, VARIABLE 10K 2W	EA	1
2	35	XDHZZ		1DP1-503	72136	CAPACITOR, FIXED, PAPER .05 UF 100V	EA	1
2	36	XDHZZ		PH1910	11236	RESISTOR, VARIABLE 1K, 1/2W DUAL	EA	1
2	37	PAHZZ	5905-00-552-2859	RV4NAYS501A	81349	RESISTOR, VARIABLE 500, 2W	EA	1
2	38	PAHZZ	5905-00-141-0592	RCR20G122JS	81349	RESISTOR, FIXED, COMPOSITION	EA	1
2	39	PAHZZ	5905-00-141-0593	RCR20G182JS	81349	RESISTOR, FIXED, COMPOSITION	EA	1
2	40	PAHZZ	5961-00-978-9041	2N1183	81349	TRANSISTOR	EA	1
2	41	PAHZZ	5905-00-139-2535	9122-92	80138	RESISTOR, VARIABLE 5K, 1/2W	EA	1
2	42	PAHZZ	6625-00-089-5117	8050	80138	METER	EA	1

SECTION II. REPAIR PARTS LIST (CONTINUED)		TM11-6625-435-24P-1						
(1)	(2)	(3)	(4)	(5)	(6)	(7)	(8)	
ILLUSTRATION	SMR	NATIONAL	PART	FSCM	DESCRIPTION	UNIT	QTY	
(A)	(B)	STOCK	NUMBER			OF	INC	
FIG	ITEM	NUMBER				MEAS	IN	
NO.	NO.					CODE	UNIT	
2	43	PAHZZ	5905-00-727-0877	5XM5WL	63743	RESISTOR, FIXED, WIREBOUND 5, 5W	EA	2
2	44	PAHZZ	5305-00-993-0190	MS35206-214	96906	SCREW, CROSS RECESSED	EA	10
2	45	PAHZZ	5310-00-939-1061	MS35333-104	96906	WASHER, LOCK	EA	10
2	46	PAHZZ	5905-00-443-7796	RCR32G241JS	81349	RESISTOR, FIXED, COMPOSITION 240, 1W	EA	1
2	47	PAHZZ	5305-00-889-3001	MS35206-231	96906	SCREW, CROSS RECESSED	EA	2
2	48	PAHZZ	5905-00-141-1149	RCR32G391JS	81349	RESISTOR, FIXED, COMPOSITION 390, 1W	EA	1
2	49	PAHZZ	5905-00-532-0595	RCR32G910JS	81349	RESISTOR, FIXED, COMPOSITION 91, 1W	EA	2
2	50	PAHZZ	5905-00-111-4858	RCR20G471JS	81349	RESISTOR, FIXED, COMPOSITION	EA	2
2	51	PAHZZ	5905-00-141-0600	RCR20G822JS	81349	RESISTOR, FIXED, COMPOSITION	EA	1
2	52	PAHZZ	5905-00-106-9344	RCR20G101JS	81349	RESISTOR, FIXED, COMPOSITION	EA	1
2	53	PAHZZ	5905-00-141-0591	RCR20G103JS	81349	RESISTOR, FIXED, COMPOSITION	EA	1
2	54	PAHZZ	5905-00-114-5417	RCR20G302JS	81349	RESISTOR, FIXED, COMPOSITION	EA	1
2	55	PAHZZ	5905-00-141-1130	RCR20G272JS	81349	RESISTOR, FIXED, COMPOSITION	EA	3
2	56	PAHZZ	5905-00-141-1168	RCR20G222JS	81349	RESISTOR, FIXED, COMPOSITION	EA	2
2	57	PAHZZ	5905-00-106-1282	RCR20G223JS	81349	RESISTOR, FIXED, COMPOSITION	EA	1
2	58	PAHZZ	5905-00-110-0196	RCR20G102JS	81349	RESISTOR, FIXED, COMPOSITION	EA	2
2	59	PAHZZ	5905-00-141-1187	RCR20G203JS	81349	RESISTOR, FIXED, COMPOSITION	EA	2
2	60	PAHZZ	5905-00-116-8570	RCR20G912JS	81349	RESISTOR, FIXED, COMPOSITION	EA	1
2	61	PAHZZ	5935-00-201-3511	UG185U	80058	JACK, RECEPTACLE	EA	1
2	62	PAHZZ	5905-00-104-5755	RCR20G100JS	81349	RESISTOR, FIXED, COMPOSITION	EA	1
2	63	PAHZZ	5905-00-114-5417	RCR20G302JS	81349	RESISTOR, FIXED, COMPOSITION	EA	1
2	64	PAHZZ	5905-00-141-0592	RCR20G122JS	81349	RESISTOR, FIXED, COMPOSITION	EA	1
2	65	PAHZZ	5935-00-295-3345	UG535U	80064	JACK, RECEPTACLE	EA	1
2	66	PAHZZ	5905-00-110-0310	RCR20G392JS	81349	RESISTOR, FIXED, COMPOSITION	EA	1
2	67	PAHZZ	5935-00-926-7460	UG291DU	80058	CONNECTOR, RECEPTACLE	EA	1
2	68	PAHZZ	5905-00-141-0599	RCR20G393JS	81349	RESISTOR, FIXED, COMPOSITION	EA	1
2	69	PAHZZ	5905-00-104-8348	RCR20G332JS	81349	RESISTOR, FIXED, COMPOSITION	EA	1
2	70	PAHZZ	5905-00-141-1116	RCR20G562JS	81349	RESISTOR, FIXED, COMPOSITION	EA	1
2	71	PAHZZ	5905-00-106-9351	RCR20G273JS	81349	RESISTOR, FIXED, COMPOSITION	EA	1
2	72	PAHZZ	5905-00-153-4354	RCR42G100JS	81349	RESISTOR, FIXED, 10 Ω 2W	EA	1
2	73	PAHZZ	5905-00-644-9839	10X20	63743	RESISTOR, FIXED, WIREWOUND 20 Ω 10W	EA	1
2	74	PAHZZ	5905-00-814-9680	RW67V100	81349	RESISTOR, FIXED, WIREWOUND 10 Ω 5W	EA	1
2	75	PAHZZ	5961-00-009-8133	6357-3	80138	SEMICONDUCTOR, DIODE	EA	7
2	76	PAHZZ	5910-00-522-8428	BR50-25	14655	CAPACITOR, FIXED, ELECTROLYTIC 50 UF 25V	EA	2
2	77	PAHZZ	5961-00-018-9195	1N4742A	80131	SEMICONDUCTOR DIODE	EA	2
2	78	PAHZZ	5910-00-688-6430	BR250-25	14655	CAPACITOR, FIXED, ELECTROLYTIC 250 UF 25V	EA	2
2	80	PAHZZ	5961-00-947-8263	2N3568	80131	TRANSISTOR	EA	3
2	81	PAHZZ	5910-00-896-4366	MIN-V2Z	90634	CAPACITOR, FIXED, CERAMIC .2 UF 75V	EA	1
2	82	PAHZZ	5961-00-069-3641	2N2270	02735	TRANSISTOR	EA	3
2	83	PAHZZ	5930-00-060-0466	254T	80138	SWITCH, SPST	EA	9
2	84	XDHHD		88308-50	80138	ATTENUATOR ASSEMBLY	EA	1

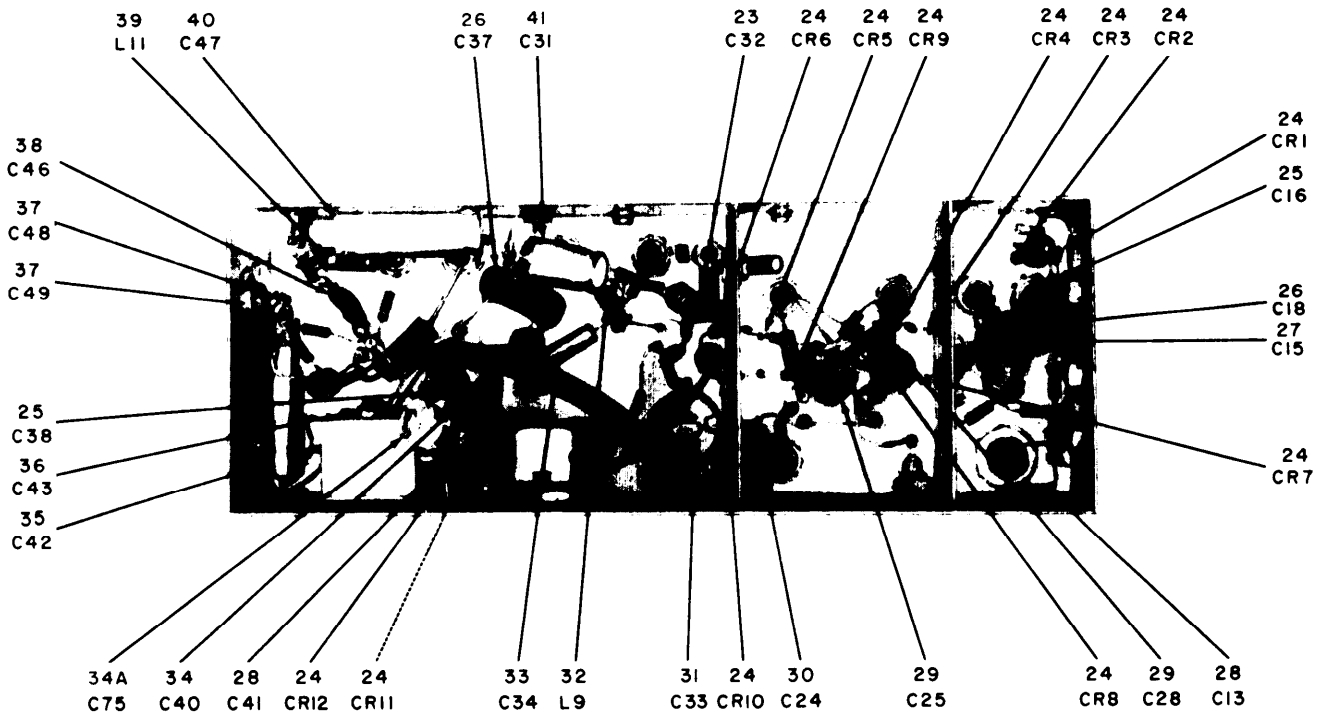
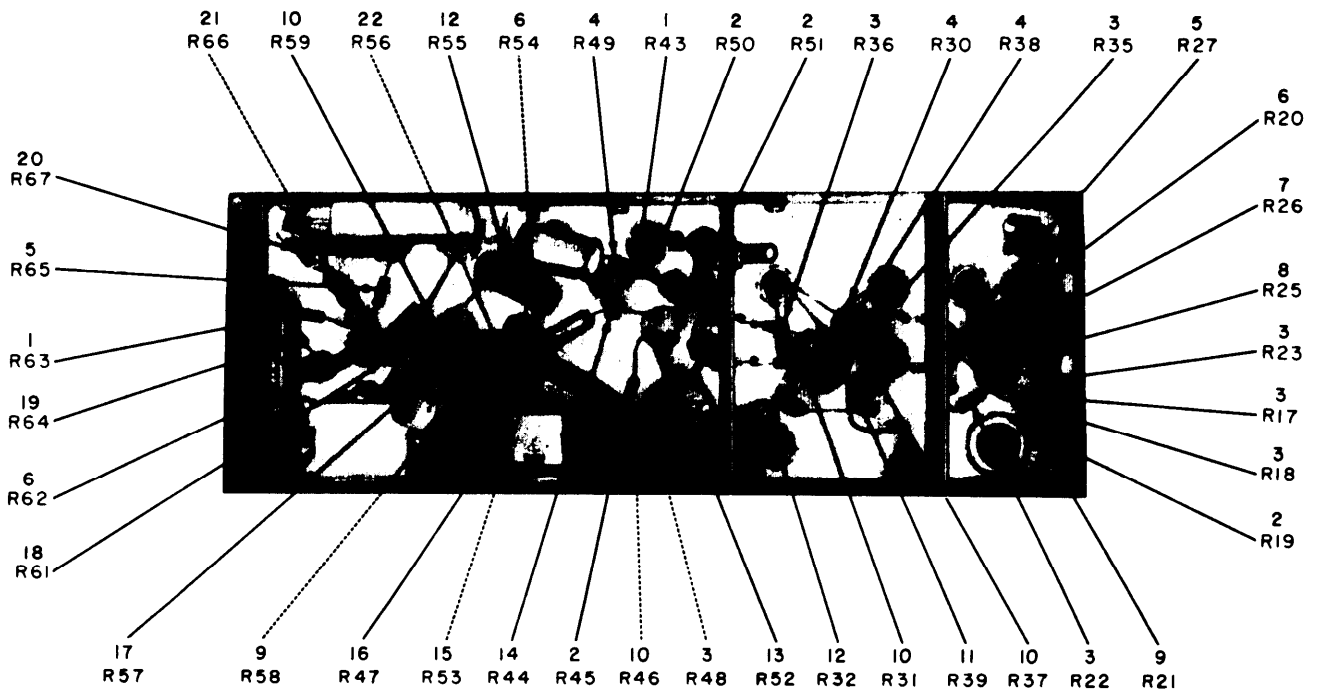
SECTION II. REPAIR PARTS LIST (CONTINUED)				TM11-6625-435-24P-1				
(1)	(2)	(3)	(4)	(5)	(6)	(7)	(8)	
ILLUSTRATION	SMR	NATIONAL	PART	FSCM	DESCRIPTION	UNIT	QTY	
(A)	(B)	STOCK	NUMBER			OF	INC	
FIG	ITEM	NUMBER				MEAS	IN	
NO.	NO.					USABLE ON	UNIT	
						CODE		
2	85	PAHZZ	5961-00-110-3336	1N4736	80131	SEMICONDUCTOR, DIODE	EA	1
2	86	PAHZZ	5961-00-712-3948	1N461	80131	SEMICONDUCTOR, DIODE	EA	1
2	87	PAHZZ	5961-00-759-8867	2N3866	04713	TRANSISTOR	EA	1
2	88	PAHZZ	5910-00-116-8628	76F02KF330	06001	CAPACITOR, FIXED, ELECTROLYTIC 33 UF 25V	EA	1
2	89	PAHZZ	5910-00-137-4777	6355-128	80138	CAPACITOR, FIXED, ELECTROLYTIC 2.2 UF 50V	EA	1
2	90	PAHZZ	5961-00-811-3752	1N936	80131	SEMICONDUCTOR, DIODE	EA	1
2	91	PAHZZ	5910-00-235-2356	SCM	01295	CAPACITOR, FIXED, ELECTROLYTIC 22 UF 35V	EA	1
2	92	PAHZZ	5910-00-956-8317	BR250-50	14655	CAPACITOR, FIXED, ELECTROLYTIC 250 UF 50V	EA	1
2	93	XDHZZ		RN60D2480	81349	RESISTOR, FIXED, FILM 248 Ω /4W	EA	4
2	94	XDHZZ		RN60D1220	81349	RESISTOR, FIXED, FILM 122.2 Ω /4W	EA	16
2	95	PAHZZ	5905-00-900-9778	RN60D17R4	81349	RESISTOR, FIXED, FILM 17.4 Ω /4W	EA	2
2	96	XDHZZ		RN60D17R6	81349	RESISTOR, FIXED, FILM 17.63 Ω /4W	EA	1
2	97	XDHZZ		RN60D5R81	81349	RESISTOR, FIXED, FILM 5.81 Ω /4W	EA	1
2	98	XDHZZ		RN60D8630	81349	RESISTOR, FIXED, FILM 863 Ω /4W	EA	2
2	99	XDHZZ		RN60D4360	81349	RESISTOR, FIXED, FILM 436.1 Ω /4W	EA	2
2	100	XDHZZ		RN60D11R6	81349	RESISTOR, FIXED, FILM 11.6 Ω /4W	EA	1
2	101	XDHZZ		RN60D2920	81349	RESISTOR, FIXED, FILM 292 Ω /4W	EA	2
2	102	XDHZZ		RN60D17R6	81349	RESISTOR, FIXED, FILM 17.6 Ω /4W	EA	1
2	103	XDHZZ		RN60D96R1	81349	RESISTOR, FIXED, FILM 96.15 Ω /4W	EA	2
2	104	XDHZZ		RN60D71R5	81349	RESISTOR, FIXED, FILM 71.5 Ω /4W	EA	1



EL2FF005

Figure 3. Pulse generator assembly.

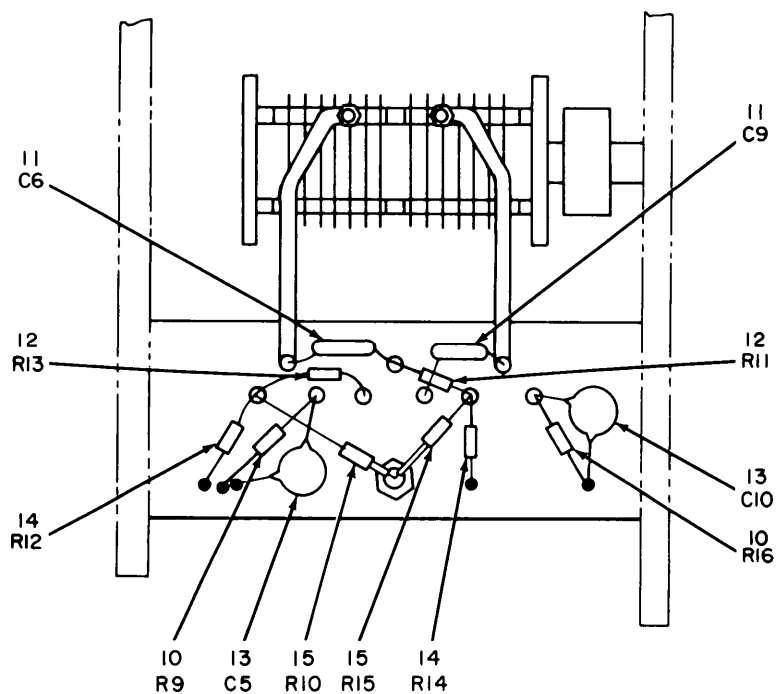
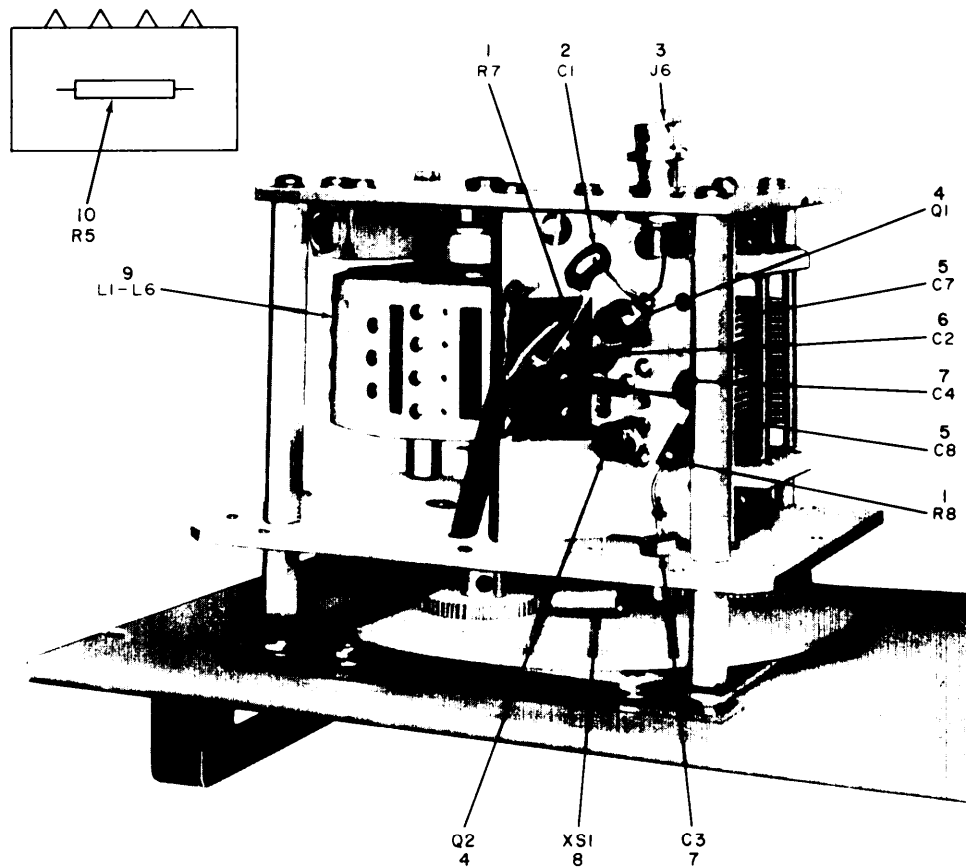
SECTION II. REPAIR PARTS LIST (CONTINUED)						TM11-6625-435-24P-1		
(1)	(2)	(3)	(4)	(5)	(6)	(7)	(8)	
ILLUSTRATION	SMR	NATIONAL	PART	FSCM	DESCRIPTION	UNIT	QTY	
(A)	(B)	CODE	STOCK	NUMBER		OF	IN	
FIG	ITEM		NUMBER			MEAS	INC	
NO.	NO.					USABLE ON	UNIT	
						CODE		
3	1	PAHZZ	5910-00-185-2794	6411-1	80138	CAPACITOR, FIXED, MYLAR .22UF 50V	EA	3
3	2	PAHZZ	5905-00-141-1130	RCR20G272JS	81349	RESISTOR, FIXED, COMPOSITION	EA	5
3	3	PAHZZ	5910-00-989-6809	SMC226BP015D2	01295	CAPACITOR, FIXED ELECTROLYTIC .22UF 15V	EA	3
3	4	PAHZZ	5905-00-104-5755	RCR20G100JS	81349	RESISTOR, FIXED, COMPOSITION	EA	4
3	5	PAHZZ	5950-00-648-3870	4421-8K	06560	COIL 12 UH	EA	3
3	6	PAHZZ	5910-00-900-0698	X5V2443-40000GMV	91674	CAPACITOR, FIXED CERAMIC 4000 UUF 500V	EA	13
3	7	PAHZZ	5961-00-759-8867	2N3866	04713	TRANSISTOR	EA	3
3	8	PAHZZ	5930-00-892-9107	254-TX	80138	SWITCH, DPDT	EA	1
3	9	PAHZZ	5961-00-808-4194	2N1141	80131	TRANSISTOR	EA	3
3	10	PAHZZ	5905-00-033-3569	RA3806	01121	RESISTOR, VARIABLE 250 Ω /2W	EA	1
3	11	PAHZZ	5905-00-110-0196	RCR20G102JS	81349	RESISTOR, FIXED COMPOSITION	EA	1
3	12	PAHZZ	5961-00-057-5641	MM1941	04713	TRANSISTOR	EA	1
3	13	PAHZZ	5940-00-642-3964	1996	80138	CAPACITOR, FIXED CERAMIC 3UUF 500V	EA	1
3	14	PAHZZ	5935-00-835-0510	M39012/21-0001	81349	CONNECTOR, R	EA	1



EL 2FF006

Figure 4. Pulse generator assembly, bottom view.

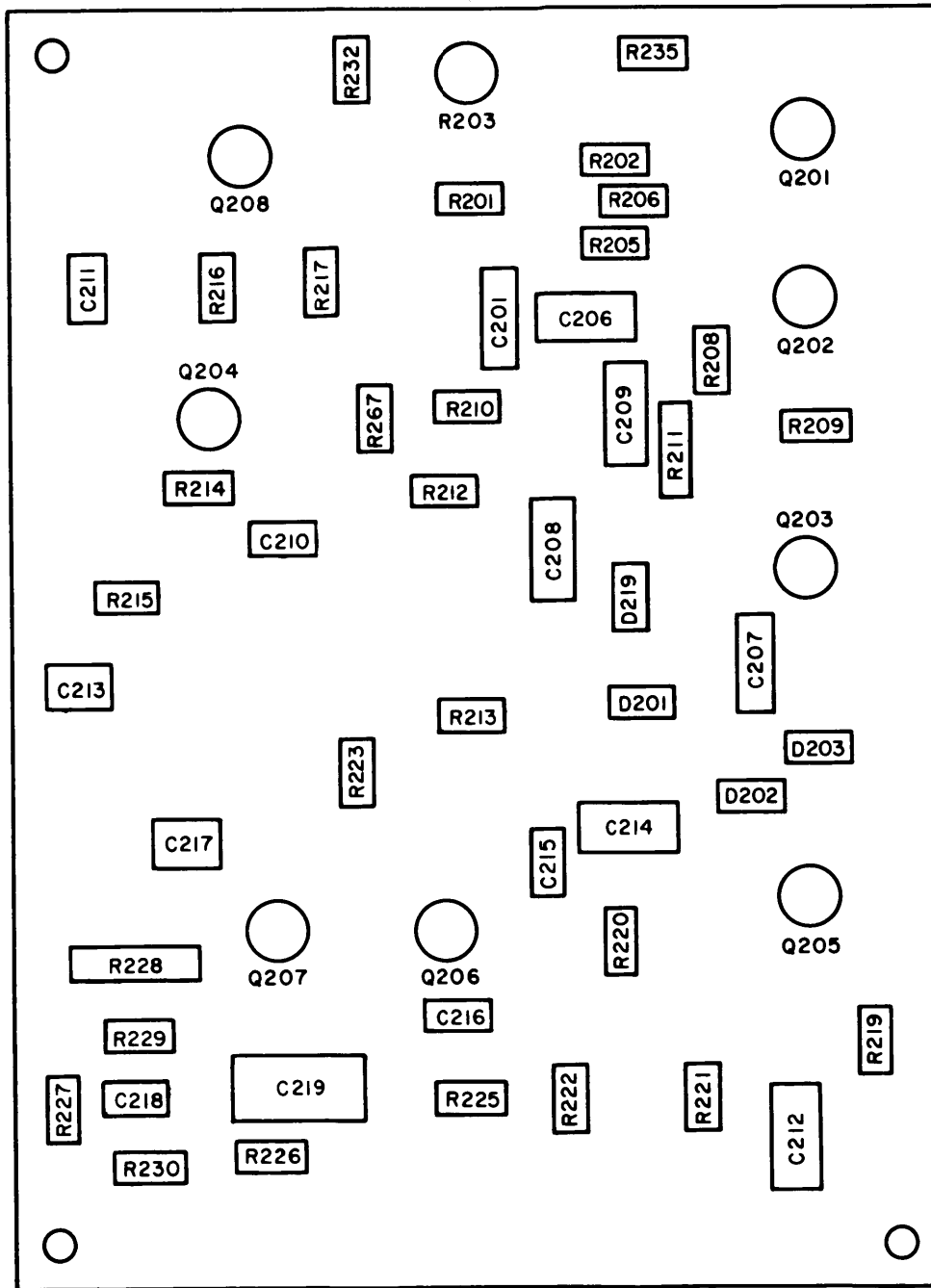
SECTION II. REPAIR PARTS LIST (CONTINUED)		TM11-6625-435-24P-1					
(1)	(2)	(3)	(4)	(5)	(6)	(7)	(8)
ILLUSTRATION	SMR	NATIONAL	PART	FSCM	DESCRIPTION	UNIT	QTY
(A)	(B)	STOCK	NUMBER			OF	INC
FIG	ITEM	NUMBER				MEAS	IN
NO.	NO.					USABLE ON	UNIT
						CODE	
4	1	PAHZZ	5905-00-111-8357	RCR20G681JS	81349	RESISTOR, FIXED, COMPOSITION	EA 2
4	2	PAHZZ	5905-00-111-4734	RCR20G470JS	81349	RESISTOR, FIXED, COMPOSITION	EA 4
4	3	PAHZZ	5905-00-104-8350	RCR20G221JS	81349	RESISTOR, FIXED, COMPOSITION	EA 7
4	4	PAHZZ	5905-00-116-8569	RCR20G821JS	81349	RESISTOR, FIXED, COMPOSITION	EA 3
4	5	PAHZZ	5905-00-111-4742	RCR20G391JS	81349	RESISTOR, FIXED, COMPOSITION	EA 2
4	6	PAHZZ	5905-00-141-0593	RCR20G182JS	81349	RESISTOR, FIXED, COMPOSITION	EA 3
4	7	PAHZZ	5905-00-141-1130	RCR20G272JS	81349	RESISTOR, FIXED, COMPOSITION	EA 1
4	8	PAHZZ	5905-00-111-4858	RCR20G471JS	81349	RESISTOR, FIXED, COMPOSITION	EA 1
4	9	PAHZZ	5905-00-114-5381	RCR20G180JS	81349	RESISTOR, FIXED, COMPOSITION	EA 2
4	10	PAHZZ	5905-00-106-9344	RCR20G101JS	81349	RESISTOR, FIXED, COMPOSITION	EA 4
4	11	PAHZZ	5905-00-110-0310	RCR20G392JS	81349	RESISTOR, FIXED, COMPOSITION	EA 1
4	12	PAHZZ	5905-00-104-5755	RCR20G100JS	81349	RESISTOR, FIXED, COMPOSITION	EA 2
4	13	PAHZZ	5905-00-935-8543	RCR20G330JS	81349	RESISTOR, FIXED, COMPOSITION	EA 1
4	14	XDHZZ				RESISTOR, FIXED, COMPOSITION (SELECT AT TEST)	EA 1
4	15	PAHZZ	5905-00-110-7622	RCR07G682JS	81349	RESISTOR, FIXED, COMPOSITION	EA 1
4	16	XDHZZ		JA2N048S101UE	01121	RESISTOR, VARIABLE 100 Ω 2W	EA 1
4	17	PAHZZ	5905-00-116-8561	RCR20G270JS	81349	RESISTOR, FIXED, COMPOSITION	EA 1
4	18	PAHZZ	5905-00-106-9349	RCR32G510JS	81349	RESISTOR, FIXED, COMPOSITION	EA 1
4	19	PAHZZ	5905-00-104-8348	RCR20G332JS	81349	RESISTOR, FIXED, COMPOSITION	EA 1
4	20	PAHZZ	5905-00-135-6045	RCR07G330JS	81349	RESISTOR, FIXED, COMPOSITION	EA 1
4	21	PAHZZ	5905-00-135-3971	RCR07G150JS	81349	RESISTOR, FIXED, COMPOSITION	EA 1
4	22	PAHZZ	5905-00-935-8544	RCR20G181JS	81349	RESISTOR, FIXED, COMPOSITION	EA 1
4	23	PAHZZ	5910-00-954-5504	CM05FD121G03	81349	CAPACITOR, FIXED, MICA 120UUF 500V	EA 1
4	24	PAHZZ	5961-00-912-4907	1N82A	80131	SEMICONDUCTOR DIODE	EA 12
4	25	PAHZZ	5910-00-179-5752	DM15-301G	72136	CAPACITOR, FIXED, MICA 300 UUF 500V	EA 2
4	26	PAHZZ	5910-00-442-5001	1DP2-503	72136	CAPACITOR, FIXED PAPER .05UF 100V	EA 2
4	27	PAHZZ	5910-00-891-2660	8914319-48	95311	CAPACITOR, FIXED, MICA 2 UUF 500V	EA 1
4	28	PAHZZ	5910-00-822-5683	CK63AW103M	81349	CAPACITOR, FIXED, CERAMIC .01 UF 500V	EA 2
4	29	PAHZZ	5910-00-801-9716	DM15-201F	72136	CAPACITOR, FIXED, MICA 200 UUF 500V	EA 2
4	30	PAHZZ	5910-00-185-2794	6411-1	80138	CAPACITOR, FIXED MYLAR .22 UF 50V	EA 1
4	31	PAHZZ	5910-00-865-6308	503000D2P0-33R	72982	CAPACITOR, VARIABLE 7-45	EA 1
4	32	PAHZZ	5950-00-037-0374	L9-9846D	80138	COIL	EA 1
4	33	PAHZZ	5910-00-989-6809	SMC226BP015D2	01295	CAPACITOR, FIXED, ELECTROLYTIC 22UF 15V	EA 1
4	34	PAHZZ	5910-00-581-8905	DM15-150G	72136	CAPACITOR, FIXED, CERAMIC 15 UUF 500V	EA 1
4	34A	PAHZZ	5910-00-948-8873	538-002A5-5-18	72982	CAPACITOR, VARIABLE 5.5-18	EA 1
4	35	PAHZZ	5910-00-035-5274	6355-117	80138	CAPACITOR, FIXED, NONPOLAR 90 UF 6V	EA 1
4	36	PAHZZ	5910-00-918-2330	76F02KK470	06001	CAPACITOR, FIXED, ELECTROLYTIC 47 UF 25V	EA 1
4	37	PAHZZ	5910-00-890-0656	6356-4	80138	CAPACITOR, FIXED, CERAMIC 100U 500V	EA 2
4	38	XDHZZ				CAPACITOR, FIXED (SELECT AT TEST)	EA 1
4	39	PAHZZ	5950-00-648-3870	4421-8K	06560	COIL 12UH	EA 1
4	40	PAHZZ	5910-00-925-3764	76F02FM151	06001	CAPACITOR, FIXED, ELECTROLYTIC 150 UF 15V	EA 1
4	41	PAHZZ	5910-00-113-2425	76F02CF101	06001	CAPACITOR, FIXED, ELECTROLYTIC 100 UF 6V	EA 1



EL2FF007

Figure 5. Rf oscillator switch assembly.

SECTION II. REPAIR PARTS LIST (CONTINUED)				TM11-6625-435-24P-1				
(1)	(2)	(3)	(4)	(5)	(6)	(7)	(8)	
ILLUSTRATION	SMR	NATIONAL	PART	FSCM	DESCRIPTION	UNIT	QTY	
(A)	(B)	STOCK	NUMBER			OF	INC	
FIG	ITEM	NUMBER				MEAS	IN	
NO.	NO.					USABLE ON	UNIT	
						CODE		
5	1	PAHZZ	5905-00-104-5755	RCR20G100JS	81349	RESISTOR, FIXED, COMPOSITION	EA	2
5	2	PAHZZ	5910-00-179-5752	DM15-301G	72136	CAPACITOR, FIXED, MICA 300 UUF 500V	EA	1
5	3	PAHZZ	5935-00-835-0510	M39012/21-0001	81349	CONNECTOR, R	EA	1
5	4	PAHZZ	5961-00-759-8867	2N3866	04713	TRANSISTOR	EA	2
5	5	PAHZZ	5910-00-057-5743	8337	80138	CAPACITOR, VARIABLE, AIR 3.5-31.5 UUF	EA	1
5	6	PAHZZ	5910-00-890-4359	6360-23	80138	CAPACITOR, FIXED, CERAMIC .02 UF 75V	EA	1
5	7	PAHZZ	5910-00-900-0698	X5V2443-40000GMV	91674	CAPACITOR, FIXED, CERAMIC 4000 UUF 500V	EA	2
5	8	PAHZZ	6240-00-057-2887	44	08806	LAMP, BAYONNET	EA	1
5	9	PAHZZ	5950-00-037-0342	L1-9846D	80138	COIL, RF OR	EA	1
5	9	PAHZZ	5950-00-037-0343	L2-9846D	80138	COIL, RF OR	EA	1
5	9	PAHZZ	5950-00-037-0344	L3-9846D	80138	COIL, RF OR	EA	1
5	9	PAHZZ	5950-00-037-0346	L4-9846D	80138	COIL, RF OR	EA	1
5	9	PAHZZ	5950-00-037-0347	L5-9846D	80138	COIL, RF OR	EA	1
5	9	PAHZZ	5950-00-037-0351	L6-9846D	80138	COIL, RF	EA	1
5	10	PAHZZ	5905-00-106-9344	RCR20G101JS	81349	RESISTOR, FIXED, COMPOSITION	EA	3
5	11	PAHZZ	5910-00-951-2147	DM15-050	72136	CAPACITOR, FIXED, MICA 5 UUF 500V	EA	2
5	12	PAHZZ	5905-00-116-8566	RCR20G680JS	81349	RESISTOR, FIXED, COMPOSITION	EA	2
5	13	PAHZZ	5910-00-815-8246	B470UUFGMV	91418	CAPACITOR, FIXED, CERAMIC 470 UUF 1KV	EA	2
5	14	PAHZZ	5905-00-141-1168	RCR20G222JS	81349	RESISTOR, FIXED, COMPOSITION	EA	2
5	15	PAHZZ	5905-00-141-0591	RCR20G103JS	81349	RESISTOR, FIXED, COMPOSITION	EA	2



REF DES	ITEM NO.	REF DES	ITEM NO.
C201	1	R202	17
C206	2	R203	18
C207	3	R205	17
C208	4	R206	19
C209	1	R207	16
C210	3	R208	20
C211	4	R209	21
C212	1	R210	16
C213	5	R211	22
C214	5	R212	23
C215	6	R213	24
C216	7	R214	25
C217	1	R215	26
C218	8	R216	27
C219	9	R217	16
D201	10	R219	17
D202	11	R220	28
D203	10	R221	29
D219	10	R222	22
Q201	12	R223	30
Q202	12	R225	28
Q203	13	R226	31
Q204	13	R227	16
Q205	13	R228	32
Q206	13	R229	24
Q207	14	R230	33
Q208	15	R232	32
R201	16	R235	33

Figure 6. Printed circuit board 39-2.

EL2FF008

SECTION II. REPAIR PARTS LIST (CONTINUED)		TM11-6625-435-24P-1						
(1)	(2)	(3)	(4)	(5)	(6)	(7)	(8)	
ILLUSTRATION	SMR	NATIONAL	PART	FSCM	DESCRIPTION	UNIT	QTY	
(A)	(B)	STOCK	NUMBER			OF	INC	
FIG	ITEM	NUMBER				MEAS	IN	
NO.	NO.					USABLE ON	UNIT	
						CODE		
6	1	PAHZZ	5910-00-897-0401	1DP1-103J	72136	CAPACITOR, FIXED, PAPER .01UF 100V	EA	4
6	2	PAHZZ	5910-00-978-2438	6DP1-102	72136	CAPACITOR, FIXED, PAPER .001UF 600V	EA	1
6	3	PAHZZ	5910-00-764-2547	DM15-500G	72136	CAPACITOR, FIXED, MICA 50UUF 500V	EA	2
6	4	PAHZZ	5910-00-952-1555	1DP1-203	72136	CAPACITOR, FIXED, PAPER .02UF 100V	EA	2
6	5	PAHZZ	5910-00-153-6903	DM15-501G	72136	CAPACITOR, FIXED, MICA 500UUF 500V	EA	2
6	6	PAHZZ	5910-00-712-8656	DM15-100J	72136	CAPACITOR, FIXED, MICA 10UUF 500V	EA	1
6	7	PAHZZ	5910-00-951-2147	DM15-050	72136	CAPACITOR, FIXED, MICA 5UUF 500V	EA	1
6	8	PAHZZ	5910-00-954-5504	CM05FD121G03	81349	CAPACITOR, FIXED, MICA 120UUF 500V	EA	1
6	9	PAHZZ	5910-00-995-7347	1DP2-104	91674	CAPACITOR, FIXED, PAPER .1 UF 100V	EA	1
6	10	PAHZZ	5961-00-669-6884	JAN1N277	81349	SEMICONDUCTOR, DIODE	EA	3
6	11	PAHZZ	5961-00-892-0734	JAN1N483	81349	SEMICONDUCTOR, DIODE	EA	1
6	12	PAHZZ	5961-00-933-3237	2N2614	02735	TRANSISTOR	EA	2
6	13	PAHZZ	5961-00-781-2925	2N961	80131	TRANSISTOR	EA	4
6	14	PAHZZ	5961-00-882-8675	2N965	04713	TRANSISTOR	EA	1
6	15	PAHZZ	5961-00-842-6937	2N706	81349	TRANSISTOR	EA	1
6	16	PAHZZ	5905-00-106-3668	RCR07G220JS	81349	RESISTOR, FIXED, COMPOSITION	EA	5
6	17	PAHZZ	5905-00-111-4858	RCR20G471JS	81349	RESISTOR, FIXED, COMPOSITION	EA	3
6	18	PAHZZ	5905-00-033-3573	100-1	11502	RESISTOR, VARIABLE, WIREBOUND 5K 1W	EA	1
6	19	PAHZZ	5905-00-105-7764	RCR07G222JS	81349	RESISTOR, FIXED, COMPOSITION	EA	1
6	20	PAHZZ	5905-00-110-7620	RCR07G102JS	81349	RESISTOR, FIXED, COMPOSITION	EA	1
6	21	PAHZZ	5905-00-116-8555	RCR07G153JS	81349	RESISTOR, FIXED, COMPOSITION	EA	1
6	22	PAHZZ	5905-00-111-8357	RCR20G681JS	81349	RESISTOR, FIXED, COMPOSITION	EA	2
6	23	PAHZZ	5905-00-141-1183	RCR07G101JS	81349	RESISTOR, FIXED, COMPOSITION	EA	1
6	24	PAHZZ	5905-00-119-3503	RCR07G271JS	81349	RESISTOR, FIXED, COMPOSITION	EA	2
6	25	PAHZZ	5905-00-119-3505	RCR07G683JS	81349	RESISTOR, FIXED, COMPOSITION	EA	1
6	26	PAHZZ	5905-00-107-0656	RCR07G100JS	81349	RESISTOR, FIXED, COMPOSITION	EA	1
6	27	PAHZZ	5905-00-121-9932	RCR07G391JS	81349	RESISTOR, FIXED, COMPOSITION	EA	1
6	28	PAHZZ	5905-00-120-9154	RCR07G471JS	81349	RESISTOR, FIXED, COMPOSITION	EA	2
6	29	PAHZZ	5905-00-141-0717	RCR07G473JS	81349	RESISTOR, FIXED, COMPOSITION	EA	1
6	30	PAHZZ	5905-00-135-6046	RCR07G681JS	81349	RESISTOR, FIXED, COMPOSITION	EA	1
6	31	PAHZZ	5905-00-110-0993	RCR20G123JS	81349	RESISTOR, FIXED, COMPOSITION	EA	1
6	32	PAHZZ	5905-00-106-1247	RCR32G221JS	81349	RESISTOR, FIXED, COMPOSITION	EA	2
6	33	PAHZZ	5905-00-131-1255	RCR07G122JS	81349	RESISTOR, FIXED, COMPOSITION	EA	2

SECTION IV. NATIONAL STOCK NUMBER AND PART NUMBER INDEX

NOTE: LATEST NATIONAL STOCK NUMBER AND PART NUMBER ASSIGNMENTS ARE INCLUDED AT END OF INDEX

STOCK NUMBER	FIG. NO.	ITEM NO.	STOCK NUMBER	FIG. NO.	ITEM NO.
5305-00-433-3711	1	18	5905-00-111-4742	2	12
5305-00-889-3001	2	47	5905-00-111-4742	4	5
5305-00-889-3002	1	3	5905-00-111-4852	2	33
5305-00-889-3116	2	28	5905-00-111-4858	2	50
5305-00-983-6730	1	9	5905-00-111-4858	4	8
5305-00-984-4988	1	11	5905-00-111-4858	6	17
5305-00-988-1167	1	15	5905-00-111-8357	4	1
5305-00-989-6265	2	30	5905-00-111-8357	6	22
5305-00-989-7434	1	8	5905-00-114-5381	4	9
5305-00-993-0190	2	44	5905-00-114-5417	2	54
5310-00-087-0057	1	17	5905-00-114-5417	2	63
5310-00-576-5752	1	12	5905-00-116-8555	6	21
5310-00-576-5752	2	31	5905-00-116-8561	4	17
5310-00-579-5554	1	16	5905-00-116-8566	2	21
5310-00-819-4595	1	10	5905-00-116-8566	5	12
5310-00-934-9763	1	14	5905-00-116-8569	4	4
5310-00-939-1061	2	29	5905-00-116-8570	2	60
5310-00-939-1061	2	45	5905-00-119-3503	6	24
5310-00-983-8483	1	13	5905-00-119-3505	6	25
5355-00-732-2319	1	7	5905-00-120-9154	6	28
5355-00-889-3377	1	6	5905-00-121-9932	6	27
5905-00-033-3569	3	10	5905-00-131-1255	6	33
5905-00-033-3573	6	18	5905-00-135-3971	4	21
5905-00-104-5755	2	62	5905-00-135-6045	4	20
5905-00-104-5755	3	4	5905-00-135-6046	6	30
5905-00-104-5755	4	12	5905-00-139-2535	2	41
5905-00-104-5755	5	1	5905-00-141-0591	2	53
5905-00-104-8348	2	69	5905-00-141-0591	5	15
5905-00-104-8348	4	19	5905-00-141-0592	2	38
5905-00-104-8350	4	3	5905-00-141-0592	2	64
5905-00-105-7764	6	19	5905-00-141-0593	2	39
5905-00-106-1247	6	32	5905-00-141-0593	4	6
5905-00-106-1282	2	57	5905-00-141-0599	2	68
5905-00-106-3668	6	16	5905-00-141-0600	2	51
5905-00-106-9344	2	52	5905-00-141-0717	6	29
5905-00-106-9344	4	10	5905-00-141-1116	2	70
5905-00-106-9344	5	10	5905-00-141-1130	2	55
5905-00-106-9349	4	18	5905-00-141-1130	3	2
5905-00-106-9351	2	71	5905-00-141-1130	4	7
5905-00-107-0656	6	26	5905-00-141-1149	2	48
5905-00-100-0196	2	58	5905-00-141-1168	2	56
5905-00-110-0196	3	11	5905-00-141-1168	5	14
5905-00-110-0310	2	66	5905-00-141-1183	6	23
5905-00-110-0310	4	11	5905-00-141-1187	2	59
5905-00-110-0993	6	31	5905-00-153-4354	2	72
5905-00-110-7620	6	20	5905-00-173-8768	2	15
5905-00-110-7622	4	15	5905-00-443-7796	2	46
5905-00-111-4734	4	2	5905-00-532-0595	2	49

Section IV. NATIONAL STOCK NUMBER AND PART NUMBER INDEX (CONTINUED)

STOCK NUMBER	FIG. NO.	ITEM NO.	STOCK NUMBER	FIG. NO.	ITEM NO.
5905-00-539-1559	2	25	5910-00-951-2147	5	11
5905-00-539-4900	2	13	5910-00-951-2147	6	7
5905-00-552-2859	2	37	5910-00-952-1555	6	4
5905-00-552-5478	2	9	5910-00-954-5504	4	23
5905-00-556-3350	2	34	5910-00-956-8317	2	92
5905-00-581-1860	2	2	5910-00-978-2438	2	17
5905-00-644-9839	2	73	5910-00-978-2438	6	2
5905-00-727-0877	2	43	5910-00-989-6809	3	3
5905-00-814-9680	2	74	5910-00-989-6809	4	33
5905-00-900-9778	2	95	5910-00-995-7347	2	3
5905-00-935-8543	4	13	5910-00-995-7347	6	9
5905-00-935-8544	4	22	5920-00-681-0918	2	6
5905-00-935-8545	2	14	5920-00-875-4100	2	5
5910-00-035-5274	4	35	5930-00-033-3710	2	27
5910-00-057-5743	5	5	5930-00-058-9489	2	26
5910-00-075-7274	2	79	5930-00-058-9491	2	16
5910-00-113-2425	4	41	5930-00-060-0466	2	83
5910-00-116-8628	2	88	5930-00-892-9107	3	8
5910-00-137-4777	2	89	5935-00-033-3711	2	8
5910-00-138-7619	2	4	5935-00-201-3511	2	61
5910-00-153-6903	6	5	5935-00-295-3345	2	65
5910-00-179-5744	2	23	5935-00-835-0508	1	1
5910-00-179-5752	4	25	5935-00-835-0510	1	2
5910-00-179-5752	5	2	5935-00-835-0510	2	22
5910-00-185-2794	3	1	5935-00-835-0510	3	14
5910-00-185-2794	4	30	5935-00-835-0510	5	3
5910-00-235-2356	2	91	5935-00-926-7460	2	67
5910-00-442-5001	4	26	5940-00-642-3964	3	13
5910-00-552-8428	2	76	5950-00-037-0342	5	9
5910-00-688-6430	2	78	5950-00-037-0343	5	9
5910-00-712-8656	6	6	5950-00-037-0344	5	9
5910-00-764-2547	6	3	5950-00-037-0346	5	9
5910-00-801-9716	2	19	5950-00-037-0347	5	9
5910-00-801-9716	4	29	5920-00-037-0351	5	9
5910-00-821-4037	2	24	5950-00-037-0374	4	32
5910-00-822-5683	4	28	5950-00-101-5435	2	7
5910-00-865-6308	4	31	5950-00-648-3870	3	5
5910-00-866-2566	2	1	5950-00-648-3870	4	39
5910-00-890-0656	4	37	5961-00-009-8133	2	75
5910-00-890-4359	5	6	5961-00-018-9195	2	77
5910-00-896-4366	2	81	5961-00-057-5641	3	12
5910-00-897-0401	6	1	5961-00-069-3641	2	82
5910-00-900-0698	3	6	5961-00-082-1617	2	11
5910-00-900-0698	5	7	5961-00-110-3336	2	85
5910-00-918-2330	4	36	5961-00-712-3948	2	86
5910-00-925-3764	4	40	5961-00-759-8867	3	7
5910-00-950-3832	2	18	5961-00-759-8867	2	87

Section IV. NATIONAL STOCK NUMBER AND PART NUMBER INDEX (CONTINUED)

STOCK NUMBER	FIG. NO.	ITEM NO.	STOCK NUMBER	FIG. NO.	ITEM NO.
5961-00-759-8867	5	4			
5961-00-781-2925	6	13			
5961-00-808-4194	3	9			
5961-00-811-3752	2	90			
5961-00-842-6937	6	15			
5961-00-882-8675	6	14			
5961-00-892-0734	6	11			
5961-00-912-4907	4	24			
5961-00-933-3237	6	12			
5961-00-947-8263	2	80			
5961-00-978-9041	2	40			
6240-00-057-2887	5	8			
6625-00-054-4578	2	32			
6625-00-089-5117	2	42			

Section IV. NATIONAL STOCK NUMBER AND PART NUMBER INDEX (CONTINUED)

PART NUMBER	FSCM	FIG. NO.	ITEM NO.	PART NUMBER	FSCM	FIG. NO.	ITEM NO.
BG562	70903	2	8	MS51861-35C	96906	1	18
BR250-25	14655	2	78	M39012/21-0001	81349	1	2
BR250-50	14655	2	92	M39012/21-0001	81349	2	22
BR50-25	14655	2	76	M39012/21-0001	81349	3	14
B470UUFQMV	918418	5	13	M39012/21-0001	81349	5	3
CK63AW103M	81349	4	28	RA3806	01121	3	10
C8039-2	80138	2	10	RCR07G100JS	81349	6	26
				RCR07G101JS	81349	6	23
DM15-050	72136	5	11	RCR07G102JS	81349	6	20
DM15-050	72136	6	7	RCR07G122JS	81349	6	33
DM15-100J	72136	6	6	RCR07G150JS	81349	4	21
				RCR07G153JS	81349	6	21
				RCR07G220JS	81349	6	16
DM15-150G	72136	4	34	RCR07G222JS	81349	6	19
DM15-201F	72136	2	19	RCR07G271JS	81349	6	24
DM15-201F	72136	4	29	RCR07G330JS	81349	4	20
DM15-301G	72136	4	25	RCR07G391JS	81349	6	27
DM15-301G	72136	5	2	RCR07G471JS	81349	6	28
DM15-500G	72136	6	3	RCR07G473JS	81349	6	29
DM15-501G	72136	6	5	RCR07G681JS	81349	6	30
DM15-680G	72136	2	23	RCR07G682JS	81349	4	15
FHN26G2	71400	2	5	RCR07G683JS	81349	6	25
JAN1N483	81349	6	11	RCR20G100JS	81349	2	62
JA2N048S101UE	01121	4	16	RCR20G100JS	81349	3	4
JA2N048S153UE	01121	2	20	RCR20G100JS	81349	4	12
JA2N048S202UA	01121	2	15	RCR20G100JS	81349	5	1
KR82J35KS	05397	2	24	RCR20G101JS	81349	2	52
L1-9846D	80138	5	9	RCR20G101JS	81349	4	10
L2-9846D	80138	5	9	RCR20G101JS	81349	5	10
L3-9846D	80138	5	9	RCR20G102JS	81349	2	58
L4-9846D	80138	5	9	RCR20G102JS	81349	3	11
L5-9846D	80138	5	9	RCR20G103JS	81349	2	53
L6-9846D	80138	5	9	RCR20G103JS	81349	5	15
L9-9846D	80138	4	32	RCR20G122JS	81349	2	38
MIN-V2Z	90634	2	81	RCR20G122JS	81349	2	64
MM1941	04713	3	12	RCR20G123JS	81349	6	31
PH1910	11236	2	36	RCR20G180JS	81349	4	9
MS27183-2	96906	1	17	RCR20G181JS	81349	4	22
MS27183-5	96906	1	13	RCR20G182JS	81349	2	39
MS35206-204	96906	1	15	RCR20G182JS	81349	4	6
MS35206-213	96906	2	28	RCR20G183JS	81349	2	14
MS35206-214	96906	2	44	RCR20G2R7JS	81349	2	33
MS35206-218	96906	1	9	RCR20G203JS	81349	2	59
MS35206-228	96906	1	11	RCR20G221JS	81349	4	3
MS35206-231	96906	2	47	RCR20G222JS	81349	2	56
MS35206-242	96906	1	3	RCR20G222JS	81349	5	14
MS35207-262	96906	2	30	RCR20G223JS	81349	2	57
MS35207-263	96906	1	8	RCR20G270JS	81349	4	17
MS35333-35	96906	1	16	RCR20G272JS	81349	2	55
MS35333-36	96906	1	10	RCR20G272JS	81349	3	2
MS35333-39	96906	1	12	RCR20G272JS	81349	4	7
MS35333-39	96906	2	31	RCR20G273JS	81349	2	71
MS35333-104	96906	2	29	RCR20G302JS	81349	2	54
MS35333-104	96906	2	45	RCR20G302JS	81349	2	63
MS35649-265	96906	1	14	RCR20G330JS	81349	4	13

Section IV. NATIONAL STOCK NUMBER AND PART NUMBER INDEX (CONTINUED)

PART NUMBER	FSCM	FIG. NO.	ITEM NO.	PART NUMBER	FSCM	FIG. NO.	ITEM NO.
RCR20G332JS	81349	2	69	1DP1-103J	72136	2	18
RCR20G332JS	81349	4	19	1DP1-103J	72136	6	1
RCR20G391JS	81349	2	12	1DP1-203	72136	6	4
RCR20G391JS	81349	4	5	1DP1-503	72136	2	35
RCR20G392JS	81349	2	66	1DP2-104	91674	6	9
RCR20G392JS	81349	4	11	1DP2-503	72136	4	26
RCR20G393JS	81349	2	68				
RCR20G470JS	81349	4	2	1N4736	80131	2	85
RCR20G471JS	81349	2	50	1N461	80131	2	86
RCR20G471JS	81349	4	8	1N4742A	80131	2	77
RCR20G471JS	81349	6	17	1N82A	80131	4	24
RCR20G562JS	81349	2	70	1N936	80131	2	90
RCR20G680JS	81349	2	21	2N1141	80131	3	9
RCR20G680JS	81349	5	12	2N1183	81349	2	40
RCR20G681JS	81349	4	1	2N1701	02735	2	11
RCR20G681JS	81349	6	22	2N2270	02735	2	82
RCR20G821JS	81349	4	4	2N2614	02735	6	12
RCR20G822JS	81349	2	51	2N3568	80131	2	80
RCR20G912JS	81349	2	60	2N3866	04713	2	87
RCR32G221JS	81349	6	32	2N3866	04713	3	7
RCR32G241JS	81349	2	46	2N3866	04713	5	4
RCR32G391JS	81349	2	48	2N706	81349	6	15
RCR32G510JS	81349	4	18	2N961	80131	6	13
RCR32G910JS	81349	2	49	2N965	04713	6	14
RCR42G100JS	81349	2	72	40D256G025CC4	56289	2	79
RN60D11R6	81349	2	100	5XM5WL	63743	2	43
RN60D1220	81349	2	94	6DP1-102	72136	6	2
RN60D17R4	81349	2	95	6DP1-102	72136	2	17
RN60D17R6	81349	2	96	76F02CF101	06001	4	41
RN60D17R6	81349	2	102	76F02FM151	06001	4	40
RN60D2480	81349	2	93	76F02KF330	06001	2	88
RN60D2920	81349	2	101	76F02KK470	06001	4	36
RN60D4360	81349	2	99	10P2-104	91674	2	3
RN60D5R81	81349	2	97	10X20	63743	2	73
RN60D71R5	81349	2	104	100-1	11502	6	18
RN60D8630	81349	2	98	1996	80138	3	13
RN60D96R1	81349	2	103	254T	80138	2	83
RV4NAYS102A	81349	2	9	254-TX	80138	3	8
RV4NAYS103A	81349	2	34	2961	80138	1	7
RV4NAYS1253A	81349	2	25	2962	80138	1	6
RV4NAYS1500A	81349	2	2	313003	75915	2	6
RV4NAYS1501A	81349	2	37	44	08806	5	8
RV4NAYS1503A	81349	2	13	4421-8K	06560	3	5
RW67V100	81349	2	74	4421-8K	06560	4	39
SCM	01295	2	91	503000D2P0-33R	72982	4	31
SMC226BP015D2	01295	3	3	538-002A5-5-18	72982	4	34A
SMC226BP015D2	01295	4	33	6355-117	80138	4	35
TVL-1338	56289	2	1	6355-128	80138	2	89
UG88/U	80058	1	1	6356-4	80138	4	37
UG185/U	80058	2	61	6357-3	80138	2	75
UG291DU	80058	2	67	6358-7	80138	2	4
UG535U	80064	2	65	6360-23	80138	5	6
		4	14	6411-1	80138	3	1
		4	38	6411-1	80138	4	30
X5V2443-40000GMV	91674	3	6	8050	80138	2	42
X5V2443-40000GMV	91674	5	7	8309	80138	2	32

Section IV. NATIONAL STOCK NUMBER AND PART NUMBER INDEX (CONTINUED)

PART NUMBER	FSCM	FIG. NO.	ITEM NO.	PART NUMBER	FSCM	FIG. NO.	ITEM NO.
8310	80138	2	26				
8311	80138	2	16				
8336	80138	2	7				
8337	80138	5	5				
88308-50	80138	2	84				
9122-92	80138	2	41				
9772	80138	2	27				
9872	80138	1	4				
9875	80138	1	5				

LATEST NATIONAL STOCK NUMBER ASSIGNMENTS

STOCK NUMBER	FIG. NO.	ITEM NO.
5910-00-581-8905	4	34
5910-00-815-8246	5	13
5910-00-891-2660	4	27
5910-00-948-8873	4	34A
5910-00-954-5504	6	8
5961-00-669-6884	6	10

LATEST PART NUMBER ASSIGNMENTS

PART NUMBER	FSCM	FIG. NO.	ITEM NO.
CM05FD121G03	81349	4	23
CM05FD121G03	81349	6	8
JAN1N277	81349	6	10
8914319-48	95311	4	27

RECOMMENDED CHANGES TO EQUIPMENT TECHNICAL MANUALS



SOMETHING WRONG WITH THIS MANUAL?

THEN... JOT DOWN THE DOPE ABOUT IT ON THIS FORM, TEAR IT OUT, FOLD IT AND DROP IT IN THE MAIL!

FROM: (YOUR UNIT'S COMPLETE ADDRESS)

Commander
Stateside Army Depot
ATTN: AMSTA-US
Stateside, N.J. 07703

DATE 10 July 1975

PUBLICATION NUMBER

TM 11-5840-340-12

DATE

23 Jan 74

TITLE

Radar Set AN/P-3-76

BE EXACT... PIN-POINT WHERE IT IS

IN THIS SPACE TELL WHAT IS WRONG AND WHAT SHOULD BE DONE ABOUT IT:

PAGE NO.	PARA-GRAPH	FIGURE NO.	TABLE NO.
2-25	2-28		
3-10	3-3		3-1
5-6	5-8		
		FO3	

Recommend that the installation antenna alignment procedure be changed throughout to specify a 2° IFF antenna lag rather than 1°.

REASON: Experience has shown that with only a 1° lag, the antenna servo system is too sensitive to wind gusting in excess of 20 knots, and has a tendency to rapidly accelerate and decelerate as it hunts, causing strain to the drive train. Hunting is minimized by adjusting the lag to 2° without degradation of operation.

Item 5, Function column. Change "2 db" to "3db."

REASON: The adjustment procedure for the TRANS POWER FAULT indicator calls for a 3 db (500 watts) adjustment to light the TRANS POWER FAULT indicator.

Add new step f.1 to read, "Replace cover plate removed in step e.1, above."

REASON: To replace the cover plate.

Zone C 3. On J1-2, change "+24 VDC to "+5 VDC."

REASON: This is the output line of the 5 VDC power supply. + 24 VDC is the input voltage.

TEAR ALONG DOTTED LINE

TYPED NAME, GRADE OR TITLE, AND TELEPHONE NUMBER

SSG I. M. DeSpirito 999-1776

SIGN HERE:

SSG I. M. DeSpirito

DA FORM 2028-2 (TEST)

P.S.--IF YOUR OUTFIT WANTS TO KNOW ABOUT YOUR MANUAL "FIND," MAKE A CARBON COPY OF THIS AND GIVE IT TO YOUR HEADQUARTERS.

HISA 1686-75



SOMETHING WRONG WITH THIS MANUAL?

THEN... JOT DOWN THE DOPE ABOUT IT ON THIS FORM, TEAR IT OUT, FOLD IT AND DROP IT IN THE MAIL!

FROM: (YOUR UNIT'S COMPLETE ADDRESS)

DATE

PUBLICATION NUMBER

DATE

TITLE

BE EXACT... PIN-POINT WHERE IT IS

IN THIS SPACE TELL WHAT IS WRONG AND WHAT SHOULD BE DONE ABOUT IT:

PAGE NO.

PARA-GRAPH

FIGURE NO.

TABLE NO.

TEAR ALONG DOTTED LINE

TYPED NAME, GRADE OR TITLE, AND TELEPHONE NUMBER

SIGN HERE:

DA FORM 2028-2 (TEST)
1 AUG 74

P.S.--IF YOUR OUTFIT WANTS TO KNOW ABOUT YOUR MANUAL "FIND," MAKE A CARBON COPY OF THIS AND GIVE IT TO YOUR HEADQUARTERS.

FILL IN YOUR
UNIT'S ADDRESS

FOLD BACK

DEPARTMENT OF THE ARMY

OFFICIAL BUSINESS

PENALTY FOR PRIVATE USE, \$300

POSTAGE AND FEES PAID
DEPARTMENT OF THE ARMY
DDO-314



Commander
US Army Electronics Command
ATTN: DRSEL-MA-Q
Fort Monmouth, New Jersey 07703

TEAR ALONG DOTTED LINE

FOLD BACK

RECOMMENDED CHANGES TO EQUIPMENT TECHNICAL MANUALS



SOMETHING WRONG WITH THIS MANUAL?

THEN... JOT DOWN THE DOPE ABOUT IT ON THIS FORM, TEAR IT OUT, FOLD IT AND DROP IT IN THE MAIL!

FROM: (YOUR UNIT'S COMPLETE ADDRESS)

DATE

PUBLICATION NUMBER	DATE	TITLE
--------------------	------	-------

BE EXACT... PIN-POINT WHERE IT IS				IN THIS SPACE TELL WHAT IS WRONG AND WHAT SHOULD BE DONE ABOUT IT:
PAGE NO.	PARA-GRAPH	FIGURE NO.	TABLE NO.	

TEAR ALONG DOTTED LINE

TYPED NAME, GRADE OR TITLE, AND TELEPHONE NUMBER	SIGN HERE:
--	------------

FILL IN YOUR
UNIT'S ADDRESS

FOLD BACK

DEPARTMENT OF THE ARMY

OFFICIAL BUSINESS
PENALTY FOR PRIVATE USE, \$300

POSTAGE AND FEES PAID
DEPARTMENT OF THE ARMY
DOD-314



Commander
US Army Electronics Command
ATTN: DRSEL-MA-Q
Fort Monmouth, New Jersey 07703

TEAR ALONG DOTTED LINE

FOLD BACK

REVERSE OF DA FORM 2028-2 (TEST)



SOMETHING WRONG WITH THIS MANUAL?

THEN... JOT DOWN THE DOPE ABOUT IT ON THIS FORM, TEAR IT OUT, FOLD IT AND DROP IT IN THE MAIL!

FROM: (YOUR UNIT'S COMPLETE ADDRESS)

DATE

PUBLICATION NUMBER

DATE

TITLE

BE EXACT... PIN-POINT WHERE IT IS

IN THIS SPACE TELL WHAT IS WRONG AND WHAT SHOULD BE DONE ABOUT IT:

PAGE NO.	PARA-GRAPH	FIGURE NO.	TABLE NO.
----------	------------	------------	-----------

TEAR ALONG DOTTED LINE


TYPED NAME, GRADE OR TITLE, AND TELEPHONE NUMBER

SIGN HERE:

FILL IN YOUR
UNIT'S ADDRESS

FOLD BACK

DEPARTMENT OF THE ARMY



OFFICIAL BUSINESS

PENALTY FOR PRIVATE USE, \$300

POSTAGE AND FEES PAID
DEPARTMENT OF THE ARMY
DOD-314



Commander
US Army Electronics Command
ATTN: DRSEL-MA-Q
Fort Monmouth, New Jersey 07703

TEAR ALONG DOTTED LINE

FOLD BACK

REVERSE OF DA FORM 2026-2 (TEST)

By Order of the Secretary of the Army:

FRED C. WEYAND
General, United States Army
Chief of Staff

Official:

PAUL T. SMITH
Major General, United States Army
The Adjutant General

DISTRIBUTION:

Active Army:

USASA (2)
COE (1)
TSG (1)
USAARENBD (1)
DARCOM (1)
TRADOC (2)
OS Maj Cored (4)
LOGCOMDS (3)
MICOM (2)
TECOM (2)
Harry Diamond Labs (2)
USACC (4)
MDW (1)
Armies (2)
corps (2)
HISA (Ft Monmouth) (33)
Svc Colleges (1)
USASESS (5)
USZMDS (2)
USAFAS (2)
USAARMS (2)
USAIS (2)
USAES (2)
USAICS (3)
MAAG (1)
USARMIS (1)

Installations (2) except
Fort Gillem (10)
Fort Carson (5)
Fort Gordon (10)
Fort Huachuca (10)
Ft Richardson (ECOM Oft) (2)
LBAD (14)
SAAD (30)
TOAD (14)
SHAD (3)
SigFLDMS (1)
USAERDAA (1)
USAERDAW (1)
Units org under fol TOE: (1)
11-97
11-98
11-117
11-600(AA-AC)
29-41
29-66
29-134
2%136
66-406
56-406
56-458
67

NG: None

USAR: None

For explanation of abbreviations used see, AR 310-60

DEPARTMENT OF THE ARMY
US ARMY AG PUBLICATIONS CENTER
1655 WOODSON ROAD
ST. LOUIS, MISSOURI 63114
OFFICIAL BUSINESS
PENALTY FOR PRIVATE USE \$300

POSTAGE AND FEES PAID
DEPARTMENT OF THE ARMY
DOD 314

